



Looking for an easy, one-step, no-managing-required investment approach? Look no further.

Vanguard's Target Retirement Funds, sometimes called life-cycle funds, are appropriate for individuals who want a simpler, straightforward approach to retirement investing that requires less personal involvement.

With one fund selection, you can create a diversified portfolio. Each fund has a predetermined time horizon based on your targeted time frame for entering retirement. These funds invest in a specific mix of Vanguard stock and bond index funds and inflation-protected securities that steadily become more conservative as they approach a final allocation during retirement.

Although Target Retirement Funds can simplify investment selection, all mutual fund investing is subject to risk. Diversification does not ensure a profit or protect against loss in a declining market. Target Retirement Funds are not guaranteed and may gain or lose value now and after the target date is attained.


Investment Name/Objective	Ticker Symbols	Management Style/ Gross Expense Ratio*
Vanguard Target Retirement Income Fund Investor	VTINX	Index 0.08%*
Vanguard Target Retirement 2025 Fund Investor	VTTVX	Index 0.08%*
Vanguard Target Retirement 2035 Fund Investor	VTTHX	Index 0.08%*
Vanguard Target Retirement 2045 Fund Investor	VTIVX	Index 0.08%*
Vanguard Target Retirement 2060 Fund Investor	VTTSX	Index 0.08%*
Vanguard Target Retirement 2070 Fund Investor	VSVNX	Index 0.08%*

*The average weighted expense ratio of the underlying funds. Annual administration fee not included. Annual expense ratios, published by fund companies, were reviewed as of 9/30/2022.

For the most current expense ratios, go to weabenefits.com/investments and select the fund's Morningstar Report or fact sheet.

Investment Spectrum

For those interested in creating and managing their own diversified portfolio, you need to understand risk and determine your personal risk tolerance. Investment professionals generally agree that the potential for higher returns goes hand-in-hand with higher risk. Conversely, low-risk investments are associated with lower returns.



Risk Tolerance Spectrum

The Risk Tolerance Spectrum demonstrates the wide spectrum of risk levels among asset classes. Lower-risk investments have averaged modest long-term historical returns. Higher-risk investments, such as large company, small company, and foreign stocks, have averaged higher returns historically but with more volatility or fluctuation in value.

One of the first steps in developing an investment plan is to determine which is more important: return stability or long-term investment performance.

This is for illustrative purposes only and not indicative of any investment. Past performance does not guarantee future results. Future performance may be lower or higher than past performance.

Morningstar® Style Box™


Large-cap value	Large-cap blend	Large-cap growth	Large
Medium-cap value	Medium-cap blend	Medium-cap growth	Medium
Small-cap value	Small-cap blend	Small-cap growth	Small
Value	Blend	Growth	









Morningstar® Style Box™











The Morningstar® Style Box™ uses investment style and market capitalization indicators to categorize the stocks within an equity portfolio. The Style Box™ indicates whether the portfolio invests primarily in small-, medium-, or large-capitalization stocks and if the manager uses a value, blend, or growth investment style. The Morningstar® category listed is for informational purposes only and may not be representative of how the fund is currently invested. Please visit our Web site at weabenefits.com for current Morningstar® category information.

Before investing in any mutual fund, download a prospectus at weabenefits.com/investments. We advise you to read it carefully and consider the fund's investment objectives, risks, and charges and expenses carefully before investing. The prospectus contains this and other information about the investment company. See applicable information on redemption fees on back page.

Visit weabenefits.com for more detailed information on funds offered by WEA Tax Sheltered Annuity Trust and WEA Member Benefits IRA programs up-to-date performance information. Past performance is not a guarantee for future results. Future performance may be higher or lower than past performance.

Investment Name/Objective	Portfolio Role	Morningstar® Category	Risk/Return Trade-Off	Management Style/Gross Expense Ratio*
Fixed Income				
Prudential Guaranteed Investment** This is a fixed-income investment with a guarantee of principal and accumulated interest. Individual holdings within the portfolio include commercial mortgages, private placement bonds, publicly traded debt instruments, and asset-backed securities. Its objective is to maximize the long-term rate of return, consistent with safety of principal.	Core	Not applicable		Not applicable

Investment Name/Ticker Symbol/Objective	Portfolio Role	Morningstar® Category	Risk/Return Trade-Off	Management Style/Gross Expense Ratio*
Fixed Income				
Pioneer Bond K PBFKX The fund seeks current income by investing primarily in an investment-grade portfolio, consistent with capital preservation and prudent investment risk, to help provide a steady stream of dividend income to meet immediate and long-term needs and, potentially, to diversify an investor's overall holdings.	Core	Not applicable		Managed 0.34%
Large-Cap Stocks				
Vanguard Equity Income VEIRX The investment seeks to provide an above-average level of current income and reasonable long-term capital appreciation by investing mainly in mid and large size companies whose common stocks are paying above-average levels of dividend income.	Core	Large Value 		Managed 0.19%
Vanguard Institutional Index (Institutional Plus Shares) VIIIX Long-term growth of capital is the objective of this index fund. The fund attempts to replicate the Standard & Poor's (S&P) 500 Index, which emphasizes stocks of large U.S. companies. The fund invests all or most of its assets in the stocks that make up the index.	Core	Large Blend 		Index 0.02%
Fidelity Contrafund (K6) FLCNX This fund seeks capital appreciation by investing primarily in common stocks of companies whose value is not fully recognized by the public. The fund uses fundamental analysis factors such as each issuer's financial condition and industry position, as well as market and economic conditions to select investments.	Core	Large Growth 		Managed 0.45%
Parnassus Core Equity Fund (Institutional Shares) PRILX This fund seeks to provide capital appreciation and current income by investing principally in equity securities of larger capitalization companies. At least 75% of the fund's total assets will normally be invested in equity securities that pay interest and dividends. The remaining 25% may be invested in non-dividend-paying equity securities.	Core	Large Blend 		Managed 0.61%
T. Rowe Price Growth Stock (I shares) PRUFX To provide long-term growth of capital and, secondarily, increased future income through investments in common stocks of well-established companies with the potential to achieve above-average earnings and dividend growth.	Core	Large Growth 		Managed 0.51%
Mid-Cap Stocks				
T. Rowe Price Mid-Cap Value TRMCX To provide long-term growth of capital by investing primarily in the common stocks of medium-sized companies that appear to be undervalued.	Supporting	Mid Value 		Managed 0.77%
Vanguard Mid-Cap Index (Institutional Shares) VMCIX Long-term growth of capital is the objective of this index fund. This fund attempts to replicate the MSCI® U.S. Mid Cap 450 Index, a broadly diversified index of stocks of medium-sized U.S. companies. The fund invests all or most of its assets in the stocks that make up the index.	Supporting	Mid Blend 		Index 0.04%
ClearBridge Select IS LCSSX Seeks long-term growth of capital as it takes an unconstrained approach to investing with an emphasis on equity securities. The fund invests primarily in equity and equity-related securities of all market capitalizations; may also invest in non-U.S. markets and make opportunistic investment in fixed-income securities.	Supporting	Mid Growth 		Managed 0.99%
International Stocks				
JHancock International Growth R6 JIGTX Seeks to keep pace with rising markets through capital growth by investing in high-quality growth stocks in developed countries, primarily in Europe and Asia. The fund allocates investments through a broad range of sectors across different countries and regions.	Core	Foreign/Large Growth 		Managed 0.88%
Invesco Developing Markets (Institutional Shares) ODVIX This fund seeks aggressive capital appreciation by investing in common stocks of issuers in emerging and developing markets throughout the world. The fund will invest at least 65% of its total assets in at least three developing markets.	Core	Foreign/Large Growth 		Managed 0.81%

Investment Name/Ticker Symbol/Objective	Portfolio Role	Morningstar® Category	Risk/Return Trade-Off	Management Style/Gross Expense Ratio*
International Stocks				
Vanguard Total International Stock Index Admiral VTIAX The fund's objective is to replicate the holdings of the FTSE Global All Cap ex US Index. The index is primarily invested in large-cap stocks; however, the index does contain small- and mid-cap holdings. This fund offers investors a low-cost way to gain equity exposure to both developed and emerging international economies. The fund tracks stock markets all over the globe with the exception of the United States.	Core	Foreign/ Large Blend 		Index 0.11%
Small-Cap Stocks				
MFS New Discovery R6 NDVXX This fund seeks capital appreciation through investments in small-cap companies with attractive valuations.	Supporting	Small Value 		Managed 0.84%
Vanguard Small-Cap Index (Institutional Shares) VSCIIX Long-term growth of capital is this fund's objective. This fund attempts to replicate the MSCI® U.S. Small Cap 1750 Index, a broadly diversified index of stocks of smaller U.S. companies. The fund invests all or most of its assets in the stocks that make up the index.	Supporting	Small Blend 		Index 0.04%
ClearBridge Small Cap Growth Fund (Institutional Shares) SBPYX This fund seeks to obtain long-term growth of capital by investing primarily in common stocks of small capitalization U.S. companies. The fund may also invest up to 20% in foreign securities.	Supporting	Small Growth 		Managed 0.91%
Specialty Stocks				
T. Rowe Price New Era PRNEX This fund seeks to provide long-term capital appreciation by investing in the common stocks of companies that own or develop natural resources and other basic commodities. The fund focuses on U.S. and foreign companies whose earnings or tangible assets are expected to grow faster than the rate of inflation.	Specialized/ Inflation Hedge	Visit our Web site for current Morningstar® category information.		Managed 0.70%
PIMCO All Asset Fund (Institutional Shares) PAAIX PIMCO employs a tactical asset allocation strategy targeting returns in excess of inflation by investing in traditional and nontraditional asset classes. The fund invests in actively managed PIMCO mutual funds in an effort to achieve a broad asset class diversification.	Specialized	Visit our Web site for current Morningstar® category information.		Managed 1.00%

Redemption fees

The mutual funds that are offered by WEA Member Benefits may charge a redemption fee. These fees are applied to shares that are acquired through purchases, including, but not limited to, contributions, trades, exchanges, transfers, and rollovers, and the subsequent sale occurring with the specified time frame. For more information about redemption fees, please refer to the mutual fund prospectus.

*Annual administration fee not included. The above annual expense ratios, published by fund companies, were reviewed as of 9/30/2022.

**Interest is compounded daily to produce the current annual yield prior to the deduction of administrative fees of the WEA TSA Trust and the WEA Member Benefits IRA program. Principal and net credited interest are fully guaranteed by Prudential Retirement Insurance and Annuity Company (PRIAC). Such guarantees are based solely upon the financial strength and claims-paying ability of PRIAC.

The Prudential Guaranteed Investment is a group annuity product issued by PRIAC. Amounts contributed to the contract are deposited in PRIAC's general account. Payment obligations and the fulfillment of any guarantees specified in the group annuity contract are insurance claims supported by the full faith and credit of PRIAC. PRIAC periodically resets the interest rate credited on contract balances, subject to a minimum rate specified in the group annuity contract and subject to change. Past interest rates are not indicative of future rates.

PRIAC is compensated in connection with this product by deducting an amount for investment expenses and risk from the investment experience of certain assets held in PRIAC's general account. PRIAC uses a portion of its aggregate revenue to reimburse WEA TSA Trust and WEA Member Benefit Trust for record-keeping expenses incurred in connection with the WEA TSA Trust and WEA Member Benefits IRA programs.

The 403(b) retirement program is offered by the WEA TSA Trust.

TSA and IRA program registered representatives are licensed through WEA Investment Services, Inc., member FINRA.

The Trustee Custodian for the WEA Member Benefits IRA accounts is Newport Trust Company.